



Monitoring of indicative prices for bunker fuel sold in the Russian ports as of December 3, 2015

This price bulletin is based on data of biweekly survey conducted by IAA PortNews among participants of the market of bunker services. According to the survey an average indicative price is calculated (minimum, median, maximum) for each type of fuel in each region. The bulletin is distributed free among the companies participating in the survey. The bulletin is the intellectual property of IAA PortNews and may not be published in the public domain, copied or transferred to third parties.

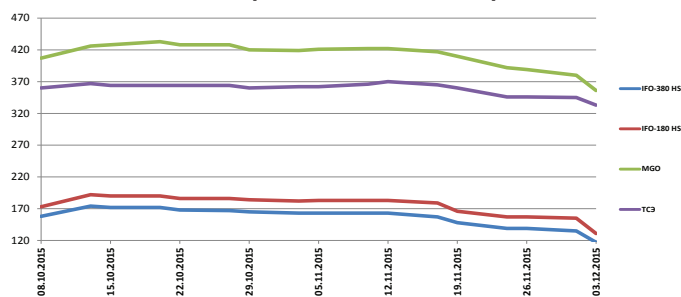
To subscribe please contact: av@portnews.ru

Indicative prices for bunkers sold in Russian ports

Northwest Region

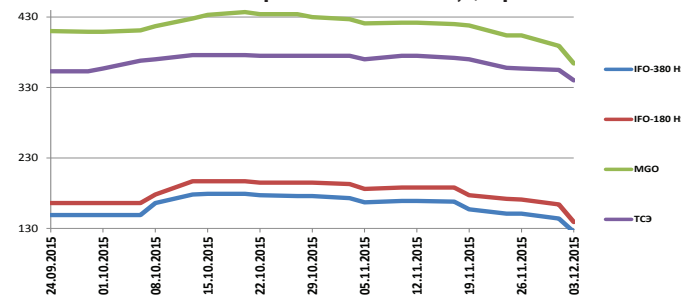
St. Petersburg	USD	+/-	RUB	+/-
IFO-380 HS	117	-18	10100	-1300
IFO-180 HS	131	-24	11400	-1400
MGO	356	-24	39200	-1300
Eco Marine Fuel	333	-12	26800	-800

Bunker fuel price movements, \$ / pmt



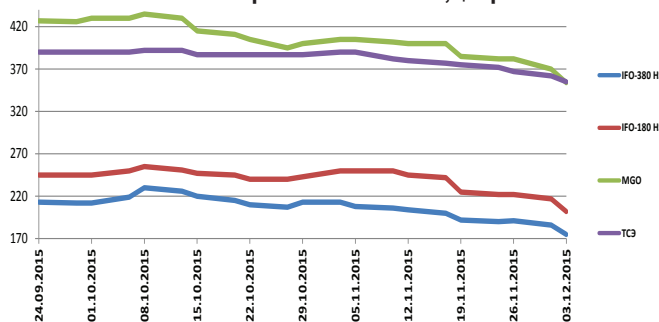
Ust-Luga	USD	+/-
IFO-380 HS	125	-19
IFO-180 HS	139	-25
MGO	364	-25
Eco Marine Fuel	340	-15

Bunker fuel price movements, \$ / pmt



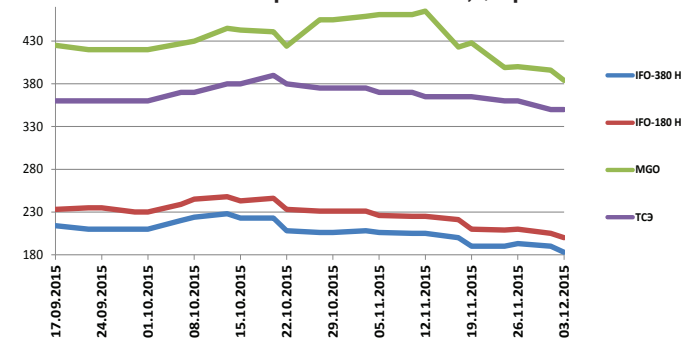
Kaliningrad	USD	+/-
IFO-380 HS	175	-9
IFO-180 HS	202	-15
MGO	354	-16
Eco Marine Fuel	355	-7

Bunker fuel price movements, \$ / pmt



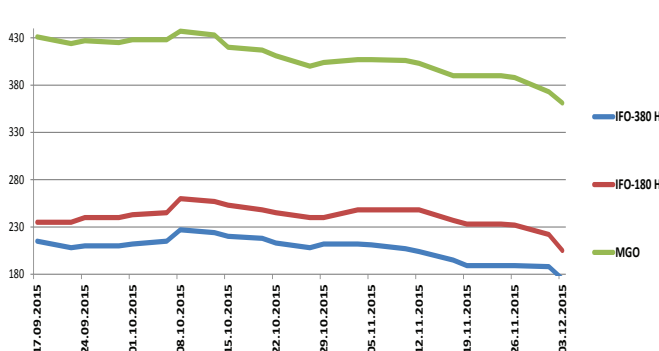
Murmansk	USD	+/-
IFO-380 HS	183	-7
IFO-180 HS	200	-5
MGO	384	-12
TC3	350	-

Bunker fuel price movements, \$ / pmt



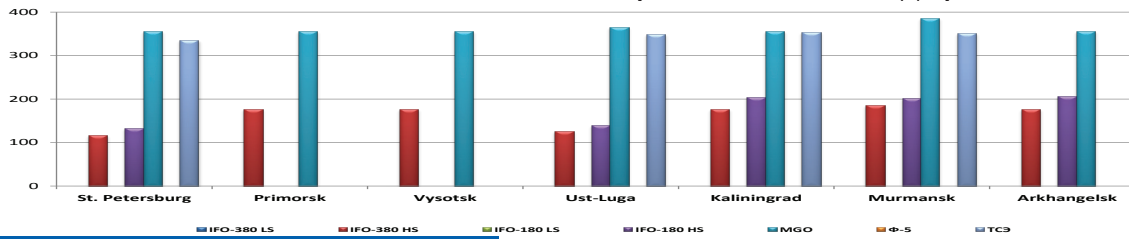
Arkhangelsk	USD	+/-
IFO-380 HS	175	-13
IFO-180 HS	205	-17
MGO	361	-12

Bunker fuel price movements, \$ / pmt



Rotterdam	\$	+/-
IFO-380 HS	180	-13
IFO-180 HS	223	-10
MGO	357	-20

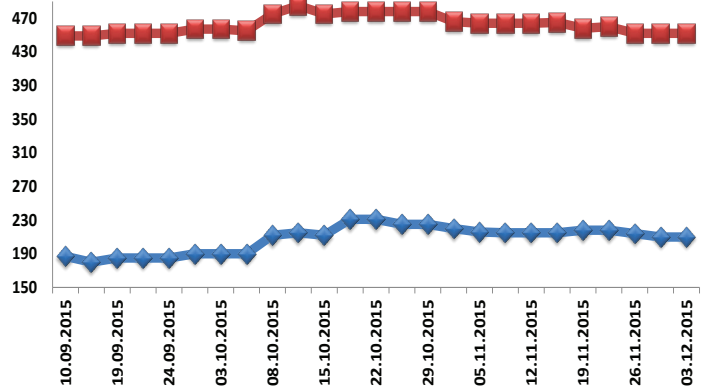
Indicative prices for bunkers sold in Russian ports
Price indications for bunker fuel sold at the ports of the North-West, \$ / pmt



Far East

Location	USD	+/-	RUB	+/-
Vladivostok				
IFO-180 HS	210	-	16000	-
MGO	452	-	32500	-
Φ5	320	-	-	-
Vostochny				
IFO-180 HS	214	-	16000	-
MGO	452	-	32500	-
Vanino				
IFO-180 HS	220	-	16500	-
IFO-30	330	-	-	-
MGO	465	-	33000	-

Bunker fuel price movements, \$ / pmt

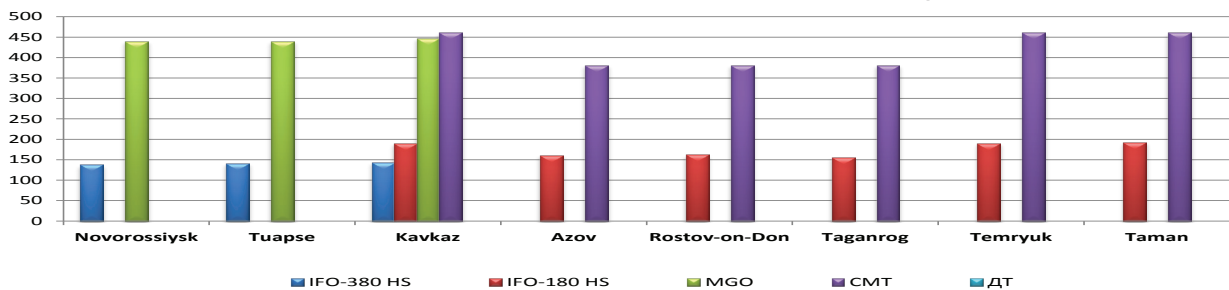


Location	\$	+/-
Singapore		
IFO-180 HS	213	-16
MGO	403	-10

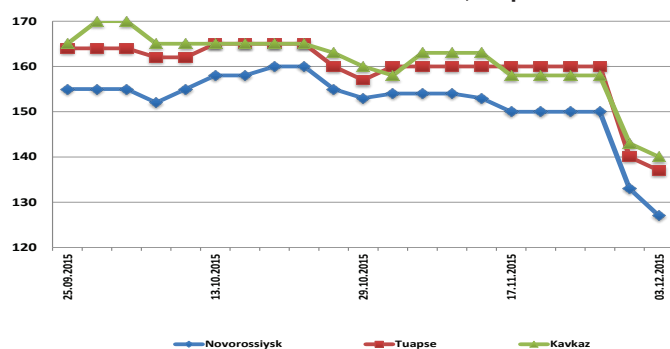
Southern Region

	IFO-380 HS	+/-	IFO-180 HS	+/-	MGO	+/-	LMF	+/-	Marine fuel, sulfur < 0.1%	+/-
Novorossiysk	127	-5	-	-	430	-3	-	-	-	-
Tuapse	137	-3	-	-	435	-	-	-	-	-
Kavkaz	140	-3	190	-	435	-5	460	-	-	-
Azov	-	-	155	-5	-	-	380	-	420	-
Rostov-on-Don	-	-	155	-5	-	-	380	-	420	-
Taganrog	-	-	155	-5	-	-	380	-	420	-
Temryuk	-	-	190	-	-	-	460	-	-	-
Taman	-	-	193	-	-	-	460	-	-	-
Yeysk	-	-	-	-	-	-	460	-	-	-

Price indications for bunker fuel sold in the ports of the Southern Region, \$ / pmt



Price movements for IFO380 HS, \$ / pmt



Price movements for MGO, \$ / pmt

